
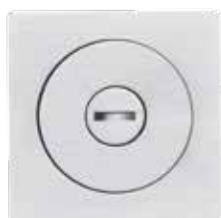

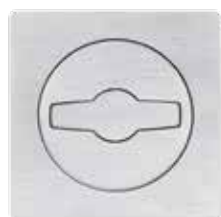


# MANIGLIE INCASSO FLUSH HANDLES



MANIGLIE INCASSO FLUSH HANDLES

MAGNETICHE MAGNETICS



**590 AC Kit Pull**  
60 (57x57)

**590 Kit Pull**  
60 (57x57)

**592 Kit Pull**  
50 (52x52)

**592**  
50 (52x52)





**594**  
Ø30



**593**  
140 (45x140)  
160 (45x160)  
200 (45x200)





**593 Kit Pull**  
**140** (45x140)  
**160** (45x160)  
**200** (45x200)

**593 AC Kit Pull**  
**160** (45x160)

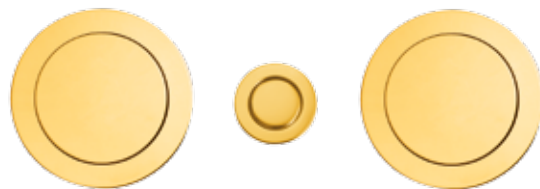


## MANIGLIE INCASSO FLUSH HANDLES


## MAGNETICHE MAGNETICS



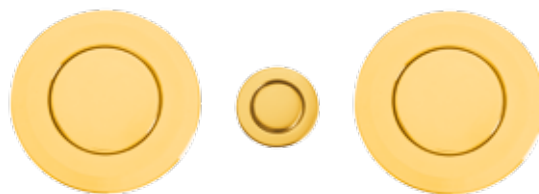
**589 AC Kit Pull**  
Ø57



**589 Kit Pull**  
Ø57



**594 A**  
Ø60



**594 A Kit Pull**  
Ø60



**594 C**  
Ø60



**594 B**  
Ø60



**598 OV FC**  
**128** (37x141)  
**160** (37x173)



**598 OV**  
**64** (37x76)  
**96** (37x109)  
**128** (37x141)  
**160** (37x173)



**595**  
 Ø30    Ø60  
 Ø40    Ø80  
 Ø50    Ø120  
 Ø55



**593 A FC**  
**140** (45x140)  
**160** (45x160)  
**200** (45x200)



**593 A**  
**140** (45x140)  
**160** (45x160)  
**200** (45x200)



**598 FC**  
**128** (42x142)  
**160** (42x174)



**598**  
**64** (42x78)  
**96** (42x110)  
**128** (42x142)  
**160** (42x174)



MANIGLIE INCASSO PER MOBILE **CABINET FLUSH HANDLES**



**596**  
**30** (29x29)  
**40** (39x39)  
**50** (52x52)  
**60** (60x60)



**588**  
**60** (47x66)



**580**  
 Ø50



**587**  
**40** (30x40)  
**50** (38x51)  
**60** (47x60)



**587 BA**  
**40** (30x40)  
**50** (38x51)  
**60** (47x60)



**595**  
 Ø30  
 Ø40  
 Ø50



**598**  
**64** (42x78)  
**96** (42x110)  
**128** (42x142)  
**160** (42x174)